



SHINE

everywhere



# *The Shine Curriculum Team*

*Joan Daggett, Shine Project Director*

*Joyce Peachey Lind, Shine Curriculum Editor*

*Rachel Nussbaum Eby, Shine Managing Editor*



*Shana Peachey Boshart*  
*Shine Everywhere Project Facilitator*



## What Is Shine Everywhere?

*It is Shine Curriculum listening to churches and families and, in response, creating products for use at home.*

*Churches will tell families about the at-home product. Families will use it and tell us how it worked.*

*How we will listen:*

- Digital surveys*
- Zoom roundtables for church leaders and parents*

*We'll create the next product, and the cycle continues.*



## What Is Shine Everywhere?

Along the way, Shine Everywhere will become a community of churches and families who discover and practice the everywhere habits that grow faith.

We will...

- Share tips on the practices that form faith at home best.
- Create spaces for hearing from other church leaders and parents what is working for them.
- Tell you what we are learning.

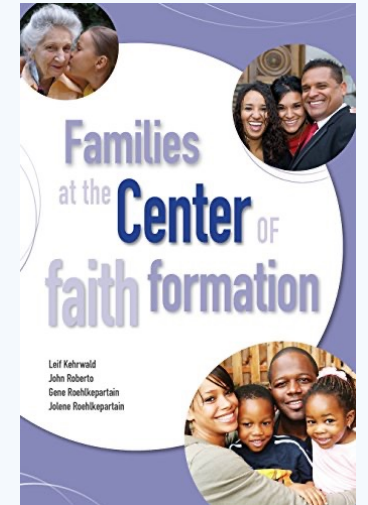


# Shine Everywhere Needs You

## Ways you can be involved

- *Subscribe to the mailing list at [ShineEverywhere.com](http://ShineEverywhere.com).*
- *Join the Shine Everywhere Facebook group.*
- *Pastors can apply to do a “Leaders Listening” Project.*
- *Churches can share our test products with families.*
- *Families can use our test products and fill out the surveys.*

# Practices that Grow Faith at Home



# Practices that Grow Faith at Home

## Talk together

Encourage conversations about things that matter. Talk about things related to faith as they come up in daily life. Talk about God and what God is like. Talk about church and why it's important. Eat meals together. Take walks together. Use conversation card decks.





# Practices that Grow Faith at Home

## Pray together

Pray in ways that fit your life, such as at meals or bedtime. Say a prayer or blessing as the children leave the house. Pray together about concerns and celebrations. Be alert to reasons and ways to pray together. See pages 338-347 in The Peace Table for ideas.



# Practices that Grow Faith at Home

## Celebrate moments, milestones, and holidays

*Create traditions and rituals for milestones and holidays—children love them. Celebrating Christian holidays at home nurtures Christian identity. Think of ways to celebrate the happy moments and milestones in your family's life.*



# Practices that Grow Faith at Home

## Serve others together

When families serve others together, they build their shared experience and faith grows in everyone. Take some food to someone and make it a family activity. Join a service project of your church. Opportunities will arise if you are watching for them.



# Practices that Grow Faith at Home

## Learn and grow in your faith

*It takes a lifetime to learn to be like Jesus, and it requires commitment, curiosity and learning. Adults who model these qualities will naturally create an atmosphere of learning and growing for children.*



# Practices that Grow Faith at Home

## Worship together at church

*Families who go to church together are most successful at growing faith in their children. The church provides support, friendship and inspiration. Parents and children alike are encouraged and challenged to grow in Christian maturity.*





**SHINE**  
LIVING IN GOD'S LIGHT

*At-Home Resources*

# “Follow the Peace Path” Cards

“follow the PEACE PATH”  
CARDS

Peace with Creation

SHINE  
LIVING IN GOD'S LIGHT  
www.ShineCurriculum.com

ISBN 978-1-5138-1465-0  
9 781513 814650

NATURE TRAIL  
**Let's Grow!**  
Matthew 13:31-32  
The Peace Table, pages 212-213

The seed slowly grows and grows and grows...The tiny seed becomes a great tree!

**Learn**  
Search online to read information and watch videos showing the smallest and largest seeds in the world.

**Enjoy**  
Go outside and find a tree. Describe its size, shape, colors, textures, and smell. Bring a leaf, stick, or bit of bark inside as a reminder of the Bible story.

**Play**  
Pretend to be a tiny seed that slowly grows into a tree. Repeat twice.

Card art by Lindsey Plante  
the PEACE TABLE

**Creation Color Prayers**  
Thank God for things in creation that are red, yellow, orange, green, blue, purple, brown, black, and white.

**Grass Prayers**  
Pick a handful of grass. Form the blades of grass into the first letter of someone's name as you pray for that person. Continue with other people. Don't forget to pray for yourself!

**Observers Prayer**  
Choose a nature item, such as a shell, stone, flower, pine cone, or leaf. Look at it closely for several minutes. Thank God for creating such an amazing thing. What might you learn about God or yourself from that part of creation?

**Bubble Prayer**  
Feeling blue or worried? Go outside with some bubbles. Share a worry with God as you blow a stream of bubbles. Thank God for caring about you as you watch them float away.

Card art by Joannie Robertson  
the PEACE TABLE

LET IT GROW  
**Hungry People**  
Genesis 39-41  
The Peace Table, pages 44-45





People were starving. They begged for bread and Joseph sold them grain.

**Enjoy**  
Find two things in your house that are made from grains, such as wheat, rice, or oats. Eat them as a snack.

**Care**  
Wheat can be done to help people who are hungry or starving? List at least three ideas.

**Play**  
One scoop of grain costs \$2.00. Each person in the city needs one scoop. Figure out how much it would cost to feed your family. Challenge: Each scoop costs 10¢. Each person needs two scoops.

Card art by Dove Hutch  
the PEACE TABLE



# The Peace Table Activity Booklet





# Prayer and Peace Poster Pack



- Types of Prayer
- Ways to Pray
- Peace with God
- Peace with Creation
- Peace with Others
- Peace Inside

# Bible Reference Poster Pack



- Books of the Bible
- Old Testament Timeline
- New Testament Timeline
- Map of the Exodus
- Israel in Jesus' Time Map
- The Church Grows Map