

Meet Jesus, the Messiah

Winter 2021–22

PreK-
Kindergarten
booklet

SHINE
LIVING IN GOD'S LIGHT

PreK–Kindergarten Booklet is produced for children, ages 3–6. *Shine: Living in God’s Light* curriculum is published by Brethren Press and MennoMedia. Joan L. Daggett, project director.

Credits for the Winter 2021–22 quarter:

Writer: Kathy Fry-Miller

Editors: Joan L. Daggett, Chrissie Muecke, Rachel Nussbaum Eby

Designer: Debbie Noffsinger. Images not otherwise credited are from Getty Images.


Bible texts: Scripture quotations marked (ERV) taken from the HOLY BIBLE: EASY-TO-READ VERSION © 2014 by Bible

League International. Used by permission. Scripture quotations marked (NRSV) are taken from the New Revised Standard Version Bible, copyright © 1989 the Division of Christian Education of the National Council of the Churches of Christ in the United States of America. Used by permission. All rights reserved.

© 2021 by Brethren Press, Elgin, IL 60120; MennoMedia, Harrisonburg, VA 22803. All rights reserved. No part of this publication may be reproduced, stored in a retrieval system, or transmitted in any form or by any means, electronic, mechanical, photocopying, recording, or otherwise, without the prior permission of the copyright owners. Printed in the United States of America.

Tools That Help

Tools help us do many things. Draw a line to match the tool with what it is used for.



FAMILY FUN


Read

Look, look, look.
The mountain of God's house
will be the highest mountain of all.

Walk, walk, walk.
People from everywhere will come.
Many people will come.

Come, come, come.
They will say, "Come, let us go up to God's mountain.
God will teach us to live in peace with each other."

Love, love, love.
The people will turn their swords into plows.
People will walk in God's light and live in peace.



Pray

At mealtimes
this week, light
a candle and
say, "**Come,
walk in God's
light.**" Keep
the candle lit
during the
meal as a
reminder
that God's
light is always
with you.



Create

In today's story, weapons are turned
into useful tools. Read Phoebe Gilman's
book *Something from Nothing* or watch a read-
aloud version of the book on YouTube. Gather a
box of scraps, such as paper rolls, bits of fabric,
ends of yarn, and recyclables. Work
together to create something useful!



Rebecca Thornburgh and
Laura Krushak-Tripp, illustrators

2

Prek- Kindergarten

Use the key to color the people in the Bible story.



Zechariah
green



Elizabeth
purple





Angel
yellow



the priest went into the temple. Suddenly, an  came to him.  was so scared!




The  said, "Do not be afraid. Your wife  will have a baby. Name him John. He will help people follow God."



said, "How could this happen?  and I are both old."



The  said, "I have come from God to tell you this message. Since you do not believe me, you will not be able to speak until the baby is born."



When  came out of the temple, he could not talk.



Just as the  said,  became pregnant and had a baby boy.



 praised God. John grew and loved God just as his parents did.

FAMILY FUN


Pray



Zechariah said a prayer of thanksgiving for the gift of his son John. Create three different paths either inside or outside your house that match the lines shown below. You can use tape, yarn, sticks, blocks, or other materials to create the paths. Walk on or next to each path as you pray a different type of prayer. Or just trace the line on this page with your finger as you pray.

Prayer of thanksgiving 

Pray for a friend 

Pray for your family 

Talk



Make a “joy jar.” Each evening, sit down as a family and name things that brought you happiness throughout the day. Write each one on a piece of paper and store the papers in a jar or container. At the end of the week, take the papers out of the jar and count them. Thank God for all the happy times you had this week.



Gabhor Utomo and aura Krushak-Tripp, illustrators

Cook



Make simple cinnamon ornaments for your Christmas tree! Find a recipe on the *Shine: Living in God's Light* Pinterest board titled “Advent and Christmas.” There’s no baking, but it takes roughly 24 hours for the ornaments to dry. As you mix the dough, talk about waiting. What is hard about waiting? What can make waiting easier?



3

PreK-
Kindergarten

Mary Shares Her Joy

Mary has exciting news that she can't wait to tell her cousin Elizabeth. Travel with her.

Start out running. (*Run in place.*)

Slow down, there's a steep hill. (*Walk in place.*)

Climb up the hill. (*March with high knees.*)

Jump over a log. (*Jump forward.*)

Look at the valley below. (*Shade your eyes with one hand and look around.*)

Rest on a stone. (*Sit.*)

Get up and stretch. (*Stand again and reach toward the sky.*)

Walk around a bush. (*Walk in a circle.*)

See your cousin Elizabeth! (*Wave.*)

Give her a hug. (*Hug someone.*)

Sing her joyful song to the tune of "The Farmer in the Dell" (*raise arms overhead in praise.*):

My heart is full of joy.

My heart is full of joy.

God looks on me with love;

my heart is full of joy.

God does great things for us.

God does great things for us.

God looks on us with love;

God does great things for us.

FAMILY-SUN-FUN



Cook

Make No-Bake Cookies



You will need:


- 2 cups / 310 g quick oats
- 1 cup / 160 g butterscotch chips
- Optional:* dried fruit, seeds, coconut, candy chips
- Bowl or pan
- Wooden spoon
- Wax paper

What to do:

- Melt the butterscotch chips in the microwave or on the stove.
- Pour over the oats. Mix together. Add dried fruit, seeds, coconut, candy chips.
- Make balls and set on wax paper.
- Refrigerate. Enjoy!

Sing

Mary offered a song of praise to God when she found out she would have a baby. Using cotton swabs and black paint, make music notes (circles) on the lines and spaces of the bars of music. Draw the stems on the notes after the paint has dried. Or just use a black marker to make dots and lines as music notes. Have an adult play the notes on a piano or an online “virtual keyboard.”






4

Prek-
Kindergarten

Animal patterns

Animals welcomed Jesus when he was born. In each row, help the child find and circle a line of animals in the following pattern:



FAMILY FUN

Bedtime

Chant the Bible story as part of your bedtime routine this week.



Jesus Is Born

(Pretend to rock a baby.)

**A baby, a baby,
Mary had a baby.**

(Pretend to lay the baby down.)

**The manger, the manger,
she laid him in a manger.**

(Sing “la, la, la.”)


**The angels, the angels,
they sang about Jesus.**

(Swing arms as if running in place.)

**The shepherds, the shepherds,
they ran to see the baby.**

(Pretend to rock a baby.)

**A baby, a baby,
Mary had a baby.**



Create

God was with Mary and Joseph as they traveled to Bethlehem. Use beads and string to create a “travel token” reminder that God is with us wherever we go. Attach this token to a backpack or other bag that your child takes to various places.



Gabhor Utomo and Laura Krushak-Tripp, illustrators

Jesus Is Born!

Yawn, peep, baby Jesus sleeps . . .



Penny Weber, illustrator

4 . . . good night, Bethlehem. Shh . . .

In the small, small stable . . .



1 . . . rustle, chomp, cows stomp.

Pacing, waiting, Joseph praying . . .



2 . . . kiss, cuddle, Mary swaddles.

Shining wings, angels sing . . .



3 . . . knock, enter, shepherds whisper.

5

PreK-
Kindergarten

Jesus Grew and So Will You!

Jesus grew from a baby to a child to an adult. You and your friends are growing too. Look at the pictures. Can you point to the youngest people? Draw a line to what age comes first, then second, then third, then fourth.

1.



2.



3.



4.

“Jesus grew as a child.
He became strong and wise.
God blessed Jesus.”
(from Luke 2:40)



FAMILY FUN

Read

Joseph and Mary took baby Jesus to the temple. They gave a gift of two doves. They said, **“Thank you, God, for this special baby.”**



Simeon was very old. He had been waiting to see God’s promised son. When he saw baby Jesus, he took him in his arms. He said, “God, you have given me peace! I do not have to wait anymore. My eyes now see the Messiah. Jesus is the light that will show people your way. **Thank you, God, for this special baby.**”

Anna was also very old. She stayed in the temple day and night, praying to God. When she saw baby Jesus, she said, **“Thank you, God, for this special baby.”**

Mary and Joseph were amazed at the things Simeon and Anna said.

Thank you, God, for this special baby!

	Say a Blessing			
	God loves you.			
	May God give you peace.			
	You are special.			
	God is always with you.			

Bless

Start on any color square. Roll a die. Move forward that many spaces, moving in either direction. If you land on a handprint, place your hand gently on a person and say a blessing. Use the blessing that corresponds to the color of the handprint you landed on or make up your own blessing.



6

PreK-
Kindergarten

Find the Way Home

Can you help Jesus and his parents get home safely?
Draw a way home with your finger or a crayon.



Ashley Smith, Craig Orback, and David Leonard, illustrators

FAMILY FUN


Read

A Trip to Remember

(based on Luke 2:41–52)



Mary, Joseph, and Jesus took a long trip. They packed up things they would need and put them on their donkey.



They left their home in Nazareth to go to the temple in Jerusalem. They went to worship God and celebrate the Passover festival. Many people were traveling to Jerusalem.



When the celebration ended, Mary and Joseph started walking

towards home. They couldn't find Jesus. They went back to Jerusalem. They looked everywhere. They found Jesus in the temple with the teachers. He had been there the whole time.

Mary, Joseph, and Jesus went back home to Nazareth together.

Sing

Jesus and his family went to the temple together to worship God. Name some of the things you do at church, such as sing, pray, listen to Bible stories, give an offering, and spend time with friends. Celebrate the love of your church and family by chanting or singing these words to the tune of "Twinkle, Twinkle, Little Star."



_____, _____ (name), God loves you.

And our church friends love you too.

When at church or far away,
we can sing and pray each day.

_____, _____ (name), God loves you.

And our church friends love you too.


_____, _____ (name), God loves you.

And our family loves you too.

Here at home and far away,
God is with you every day.

_____, _____ (name), God loves you.

And our family loves you too.



Gary Undercuffer, Len Epstein, and Laura Krushak-Tripp, illustrators

7

PreK-
Kindergarten

Loving Others as God Loves Us

Look at the picture for ways that people are loving others and treating them with kindness. Point to or circle the people in the picture who are doing the right thing. Talk about how you choose the right thing.



Nancy Munger, illustrator

FAMILY FUN

Read



Beginning with number 1, read the sentence near each number. Have your child draw a line from that number to the picture that shows the event.

1




Jesus came to the river to be baptized.

2

Jesus went into the water with John. John said, "Yes, I will baptize you."

3

After John baptized Jesus, the sky opened. The Spirit of God came down like a dove. A voice from heaven said, "This is my Son. I love him."



Pray


Trace the dotted lines with a marker or crayon to see what flew down from heaven when Jesus was baptized. Share this blessing adapted from Luke 3:22 and pray together.

"You are my child and I so am happy with you."

Pray,

Thank you, God, for Jesus and for loving us.

Help us to love others. Amen.



8

PreK- Kindergarten

Can you find the children who are sad? Draw a green circle around each child who needs some good news. Can you find the children who are happy? Draw a blue circle around the children that have the care they need. In the blank circle, draw or make a mark to show how you are feeling.



Pray:

God, thank you for the good news Jesus shared with all of us. Help us to share that good news with others. Amen.

FAMILY FUN

Read

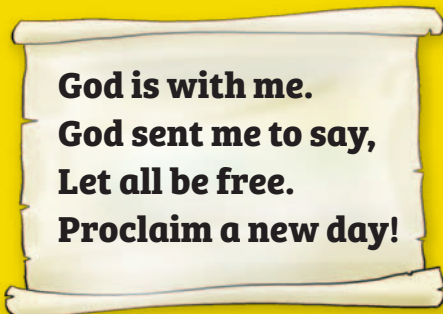
Jesus Preaches Good News

(based on Luke 4:16–30)



In Jesus' hometown of Nazareth,
he read God's Word.
This is what the people heard.

Jesus read:



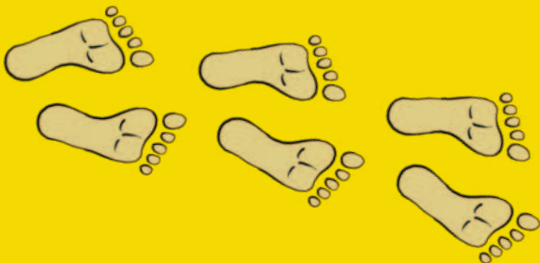
**God is with me.
God sent me to say,
Let all be free.
Proclaim a new day!**



Jesus told the people:

**I am the one
who will help you see.
God's good news is here,
for you and me.**

But the people couldn't hear.
They were full of fear.
They didn't want Jesus around.
So he went to another town.



Play

Draw or build a tabletop
map of your hometown using
small blocks or other objects.



Mark some important places to
your family, such as places you go
regularly: church, store, library,
home, friends, and so on.



Create

In today's Bible story, Jesus
read a message of love from
the scroll of Isaiah. Write your own
good news messages of love on a piece
of paper. Then either roll it up into a
single tube or roll each side to the



**Make your
own scroll!**





middle. Place
a rubber band
around your
scroll and give
it to someone
you love.

9

PreK-
Kindergarten


Two or Many

The fishermen hadn't caught many fish until Jesus told them to row out into the deep water. Draw a red line between the pictures that show two. Draw a green line between the pictures that show many.



FAMILY FUN

Sing

When you see the , say the following poem or sing it to the tune of “Bingo.” *Optional:* Beginning the second time through, replace the letter *J* with a clap. The next time, replace the letters *J* and *E* with a clap each. Continue until you clap five times instead of saying the letters.



**There were some men who left their nets,
and then they followed Jesus.
J-E-S-U-S, J-E-S-U-S, J-E-S-U-S.
They followed when he called.**

Jesus was teaching by the shore of Lake Galilee. The people were crowding around him so they could hear. He got into a boat belonging to Simon and asked him to row a little way from shore. After he finished teaching, Jesus asked Simon to let down the nets for a catch. They caught so many fish that the nets were about to break! Jesus told Simon, “Follow me!” He left his boat and nets to follow Jesus.



Simon’s partners, James and John, were amazed at the big catch of fish. Jesus said to them, “Follow me. I will teach you to bring in people, not fish!” They all left their nets right away to follow Jesus.



Cook

Use fruit, vegetables, bread, crackers, sliced cheese, and other favorite foods to make fish-shaped snacks. Talk about the many fish that Simon caught when Jesus was with him in the boat.



Talk

Place a toy boat or small plastic container in the bathtub, along with toy fish and a small net from a bag of fruit. Talk about the Bible story during bath time. Using real water and props will create a lasting memory of the story.








Fish with Jesus

Connect the shapes (heart to heart, star to star) to make a net. Color the fish you catch. Draw yourself and Jesus in the boat.

Kate Cosgrove, illustrator

Follow Jesus pattern

Cut out the fish, boat, and Jesus pictures from the bottom of the page. Glue each picture in one of the empty boxes to make a pattern.



Kate Cosgrove, illustrator





10

PreK-
Kindergarten

Who Is Kind and Loving?

Look for the differences between the two pictures. Which picture shows people being mean or unkind? Put an X where you see children fighting, leaving trash, making fun of others, and not helping. Which picture shows people who are kind and helpful? Draw a circle around those being kind, friendly, and helpful.



FAMILY FUN



Read



Jesus said,

God will bless you people who are poor. All that God has is for you.

God will bless you people who are hungry. You will have plenty to eat!

God will bless you people who are crying. You will laugh!

God will bless you people when someone is mean to you. God will take care of you.



Love people who are not kind or who do not share. Give to people who need food and clothes.

Be kind to people, just like you want them to be kind to you. Just like God is kind.

Bless



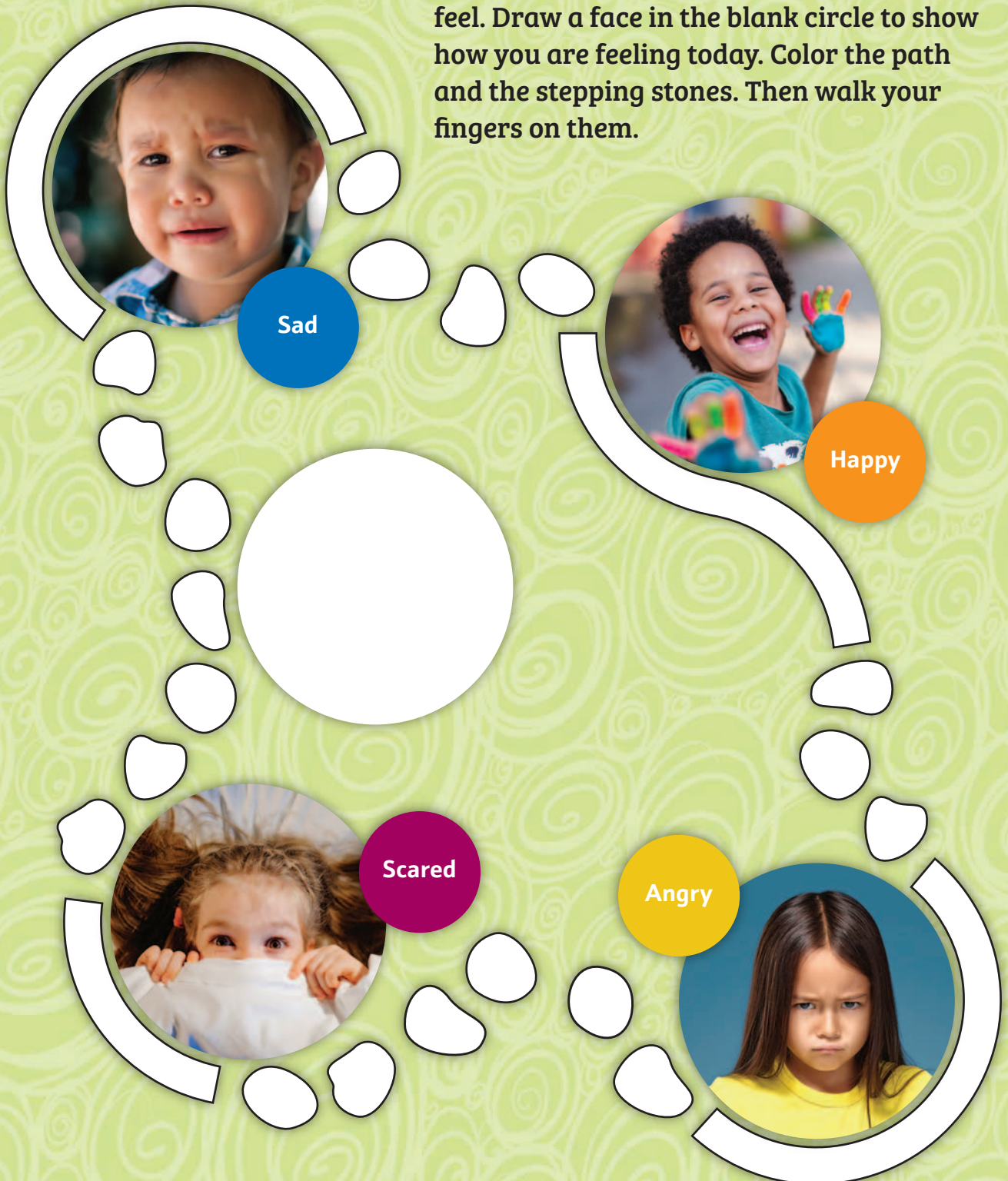
Catch each other showing kindness! Have your child color a heart this week each time you catch him or her showing kindness. Have your child also color a heart each time he or she catches another family member showing kindness.



Gabhor Utomo and Laura Krushak-Tripp, illustrators

God Is with Me!

God is always with you, no matter how you feel. Draw a face in the blank circle to show how you are feeling today. Color the path and the stepping stones. Then walk your fingers on them.



FAMILY FUN



Read

Jesus Heals Two Daughters

(based on Luke 8:40–56)

Draw a face in each circle to show if it is a happy or sad part of the story.

Jairus ran to Jesus. “Please come with me,” he said.



“My daughter is very sick.”



Jesus said, “I will come.”

Along the way, a sick woman followed Jesus.



She had been sick for many years. No doctor could help her.



She knew Jesus could help. She touched Jesus’ robe. She was well again!

More people came from Jairus’ house.



They said to Jesus, “Don’t come. The girl has died.”



Jesus said to Jairus, “Do not be afraid. I will come with you.”

Jesus went into the house and took the girl by the hand. “Little girl, get up!” he said.






She stood right up and began to walk around!

Pray

Make a bouquet of prayers. Fill in the flowers with names of people your family is praying for. They could be family or friends or people in the news. Pray:




God, please be with _____, _____, and _____. Show us ways that we can care for them and help them feel better. Amen.



Laura Krushak-Tripp, illustrator

Jesus' Healing Touch

Jesus took the little girl by the hand and healed her. Have someone trace your hand onto a piece of construction paper and cut it out. Accordion-fold a long narrow strip of paper. Tape one end of the strip onto the construction paper handprint. Tape the other end of the strip onto the handprint on this page. Now you can pull the handprint up and then put it back down!



Ingrid Hess, illustrator

Look and Find

God uses nurses, doctors, and others to help us get well. Look at the pictures along the bottom. Can you find these things hidden in the playground picture?



Ingrid Hess, illustrator

12

PreK-
Kindergarten

Serving and Listening

Can you find who is working and serving like Martha? Draw lines from the serving people to the hands. Can you find who is sitting and listening like Mary? Draw lines from the listening people to the ear.



listening to a story



sitting by a creek



cleaning




cooking



Pray:

God, thank you for loving us when we are serving and when we are listening. Amen.



FAMILY FUN

Read

Mary and Martha

(based on Luke 10:38–42)



Mary, Mary, don't just sit there.
Come and help! Please do your share.
I am working, working, working,
getting all things ready.

Jesus, Jesus, don't you see?
Mary should be helping me.
Mary's sitting, sitting, sitting,
she's not doing anything.

Martha, Martha, please don't worry.
This is not a time to hurry.
Mary's learning, learning, learning,
she will not forget this day.



Cook

Make biscuits with jam!

You will need:

2 cups / 240 g flour

1 T / 15 g baking powder

1 tsp / 8 g salt

½ cup / 113 g butter (cut into small pieces)

¾ cup / 177 ml milk

What to do:

Mix all dry ingredients and butter in a bowl with a fork. Mix in milk. Knead the dough a few times and pat into a ½ in / 1.27 cm thick flat circle. Flour cookie cutters. Cut out the biscuits and place them on a baking sheet. Bake for 12 minutes at 425° F / 219° C.

Thank God for the delicious snack. Spread with butter and jam. Enjoy!

Rebecca Thornburgh and Laura Krushak-Tripp, illustrators



What Do They Need?

Can you find what the birds need and draw a line between them? Can you find what the flowers need and draw a line between them? The dotted lines can help you.



FAMILY FUN

Read

Birds and Flowers

(based on Luke 12:22–32)



Take a walk with your child this week. Look for signs of spring. Notice the colors of leaves and flowers. How many birds or flowers can you identify?



Jesus said to his followers:

Do you worry about what you will eat?
Do you worry about what you will wear?

Look at the birds of the air.
Do they worry about growing grain to eat?
No! God takes care of them.



Look at the flowers and the grasses.
They grow and bloom without trying.

Do not worry. Trust God.
God knows what you need.



Laura Krushak-Tripp, illustrator

Make

... a backyard bird feeder!



You will need:

Pine cone or small cardboard tube
String
Vegetable shortening or butter
Birdseed
Plastic knife
Tray or plate

What to do:

Tie the string around the pine cone or through the inside of the cardboard tube. Spread butter or shortening on the outside of the cardboard tube or pine cone. Spread birdseed on the tray or plate. Roll the pine cone or cardboard tube in birdseed. Hang your feeder outside and watch for birds!

Note: If using a cardboard tube, remove the feeder when the seed has been eaten to prevent mold from forming.



LOVE
⇒ JESUS ⇐

grows
in faith

CHANGE
THE WORLD

